

# THERMAL BREAK MATERIAL™ COMPACFOAM

## Submittal

Job Reference

Job Name

Job Location




Submitted To

Submitted By

Date

Phone



Date

Phone



### Introduction

Compacfoam® thermal break material reduces heat loss at wall and roof purlins, fenestration frame attachments and curtain wall transition connections. It can also be used at sill plates and column bases.




### Features and Benefits

- LBC Red List Free
- Thermal resistance of R-2.2-3.7 per inch
- Supports up to 1,400 psi
- Mildew, mold, rot resistant

### Standard Dimensions

Compacfoam® is available in the following full sheet size(s):

#### Nominal Dimension

Product	Sheet Size
CF ECO 	90 1/2" x 45 1/2" x 1" 90 1/2" x 45 1/2" x 2"
CF 100	92 1/2" x 30 3/4" x 1" 92 1/2" x 30 3/4" x 2"
CF150	86 1/2" x 26 3/4" x 1" 86 1/2" x 26 3/4" x 2"
CF 200	78" x 26" x 1" 78" x 26" x 2"
CF 300	67" x 17 3/4" x 1" 67" x 17 3/4" x 2"
CF 400	63" x 17 3/4" x 1" 63" x 17 3/4" x 1"




**THERMAL**  
BRIDGING SOLUTIONS  
The Design Standard...

## Thermal Resistance

The R-values detailed below are in accordance with ASTM C518 (Standard Test Method for Steady State Thermal Transmission Properties by Means of the Heat Flow Meter Apparatus)

Thermal resistance ( Rvalue) varies with thickness

TYPE	Thermal Resistance (R-value)
CF ECO 	3.2
CF 100	3.73
CF 150	3.41
CF 200	3.14
CF 300	2.71
CF 400	2.2

## Features And Benefits


Compacfoam® conducts heat up to 5,000 times less than aluminum, 1,300 times less than steel and up to 20 times less than concrete. For any material, conduction is a function of thickness and temperature difference, so the thickness of a thermal break material should be carefully considered.

Compacfoam® is an EPS which combines strength and thermal resistance. It is manufactured in a range of load capacities for various load conditions within the building envelope. It can be used as a thermal break between steel purlins and roof or wall panels in metal building applications providing continuous insulation where thermal bridging normally occurs. It is also ideal for use in window sills or as a buck for metal framed window and door installations, reducing heat loss between the metal frames and steel stud or wood framing openings. Likewise, Compacfoam® thermal break material is an effective thermal break at curtain wall and storefront transitions.

## Thermal Performance

The thermal conductivity of a material is a function of its conductance and is an important value in determining the rate at which heat flows through that material. Heat flow is also dependent on area and temperature. To be effective, a thermal break has to have a much, much lower thermal conductivity than the material it is "breaking". Since the conductance of a material is a function of its thickness, both thickness and area are important in heat flow calculations for a thermal break.

## Product Data

		CF100	CF ECO 	CF150	CF200	CF300	CF400
Compressive Stress (psi)	ASTM C165						
@10% deflection		200	253	275	500	920	1400
@5% deflection		115	138	190	210	470	580
Compressive Modulus (psi)	ASTM D695	5,800	6,670	9,570	10,700	23,490	29,000



**THERMAL**  
BRIDGING SOLUTIONS

11E Industrial Drive

Mattapoisett, MA 02739

(888) 401-0527

[sales@thermalbridgingsolutions.com](mailto:sales@thermalbridgingsolutions.com)

[www.thermalbridgingsolutions.com](http://www.thermalbridgingsolutions.com)



**THERMAL**  
BRIDGING SOLUTIONS

The Design Standard...